

RotaryConnect™ Manual Transfer Switch

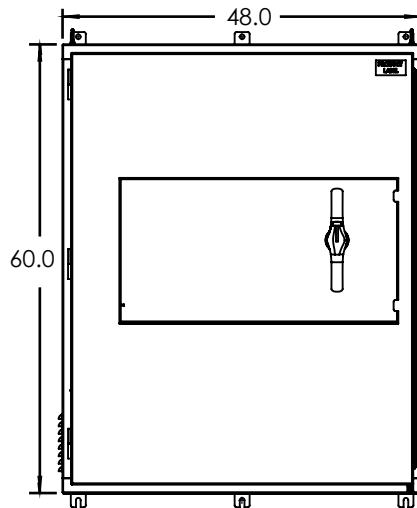
600A-1200A up to 600VAC
Series:8312

Features




- Quick connect solution for backup alternate power
- Door & dead front panel for safe alternate power connection and operation
- Primary power and alternate power disconnect is a 3-pole as standard
- Type 3R heavy gauge steel enclosure with gray powdercoat RAL 7035 (stainless steel & additional colors optional)
- Color-coded Series 16 cam style male connectors for easy alternate power connection
- Direct wire connection available for indoor installations (TempTap Generator Docking Station Required)
- Handle cover provides security from unauthorized use
- Wall mountable; leg kits optional
- Operating instructions silkscreened on door

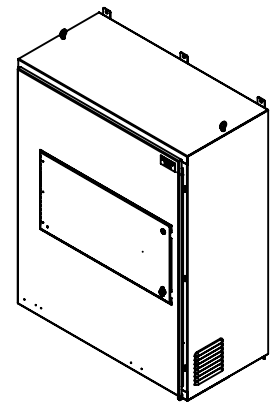
Drawing



FRONT VIEW
(HANDLE COVER NOT SHOWN)



RIGHT VIEW
(HANDLE COVER SHOWN)



Approvals

- UL/cUL 1008 Listed assembly
- UL 1691 Listed receptacles
- UL 1008 Listed switch
- IBC 2015/ASCE 7-10 compliant
- OSHPD seismic certification (OSP)

Specifications

RotaryConnect™ Manual Transfer Switch Series: 8312

Ordering Information & Options

System Voltage	120/240 (2-Phases + Neutral + Ground) 208Y/120 (3-Phases + Neutral + Ground) 208 (3-Phases + Ground) (no Neutral) 240 Delta (3-Phases + Ground) (no Neutral) 240/120 Delta (3-Phases + Neutral + Ground) (High Leg) 480 Delta (3-Phases + Ground) (no Neutral) 480Y/277 (3-Phases + Neutral + Ground) 600VAC (3 phases + Ground) 600Y/347VAC (3-Phase + Neutral Ground)
Poles	Standard: 3 Optional: 4
Assembly Rating	10kA (for higher rating consult factory)
Switch kA	10kA (for higher rating consult factory)
Terminals	600-800A Disconnect line terminals: (3) 3/0 - 500kcmil Load terminals: (4) #2 - 600kcmil Ground lug: #6 - 300kcmil Neutral: (4) #2 - 600kcmil 1200A Disconnect line terminals: (4) 300 - 800kcmil per phase & neutral Load terminals: (4) 300 - 800kcmil per phase & neutral Ground lug: (9) #2 - 600kcmil Other options available
Optional Disconnect Aux Contact	(1) N.O. / (1) N.C.(standard), (2) N.O. / (2) N.C.(optional)
Enclosure Material	Steel (standard), 304SS, 316SS
Environmental Rating	Standard: 3R (standard), 3RX
Enclosure Color	RAL-7035 – Wrinkle Light Gray (standard) RAL-1015 – Wrinkle Light Ivory RAL-1023 – Wrinkle Traffic Yellow RAL-2004 – Wrinkle Pure Orange RAL-3020 – Wrinkle Traffic Red RAL-5002 – Wrinkle Ultramarine Blue RAL-6024 – Wrinkle Traffic Green RAL-7004 – Wrinkle Signal Gray RAL-7038 – Wrinkle Agate Gray RAL-8017 – Wrinkle Chocolate Brown RAL-9003 – Wrinkle Signal White RAL-9005 – Wrinkle Jet Black
Standard Accessories	Phase Rotation Monitor Remote Start 3 Point TB
Optional Accessories	Pilot Light - Primary Source (Red) Pilot Light - Primary Source (Green) Pilot Light - Alternate Source (Red) Pilot Light - Alternate Source (Green) Surge Protection Device (SPD) Heater/Thermostat/De-Humidistat Receptacle - 20A, 120V Duplex Receptacle - 20A, 120V GFCI Duplex Receptacle - 20A, 120V Twist Lock Receptacle - 30A, 120V Twist Lock Receptacle - 20A, 120V Straight Blade Other options available
Approximate Product Weight:	630 lbs.
Approximate Shipping Weight:	660 lbs.